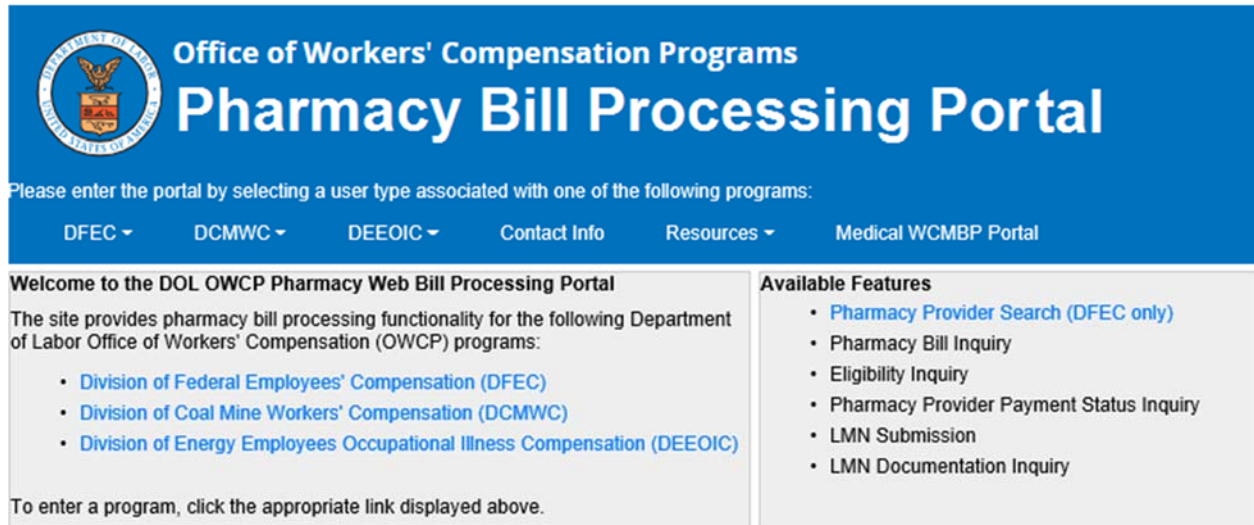


Pharmacy Web Portal Instructions for retrieving Remittance Voucher(s)

Step 1: Go to <https://owcprx.dol.gov/portal/main.do>



The screenshot shows the top section of the Pharmacy Bill Processing Portal. It features the Department of Labor logo and the text "Office of Workers' Compensation Programs Pharmacy Bill Processing Portal". Below this is a navigation bar with links for DFEC, DCMWC, DEEOIC, Contact Info, Resources, and Medical WCMBP Portal. The main content area is divided into two columns: "Welcome to the DOL OWCP Pharmacy Web Bill Processing Portal" and "Available Features".

Welcome to the DOL OWCP Pharmacy Web Bill Processing Portal

The site provides pharmacy bill processing functionality for the following Department of Labor Office of Workers' Compensation (OWCP) programs:

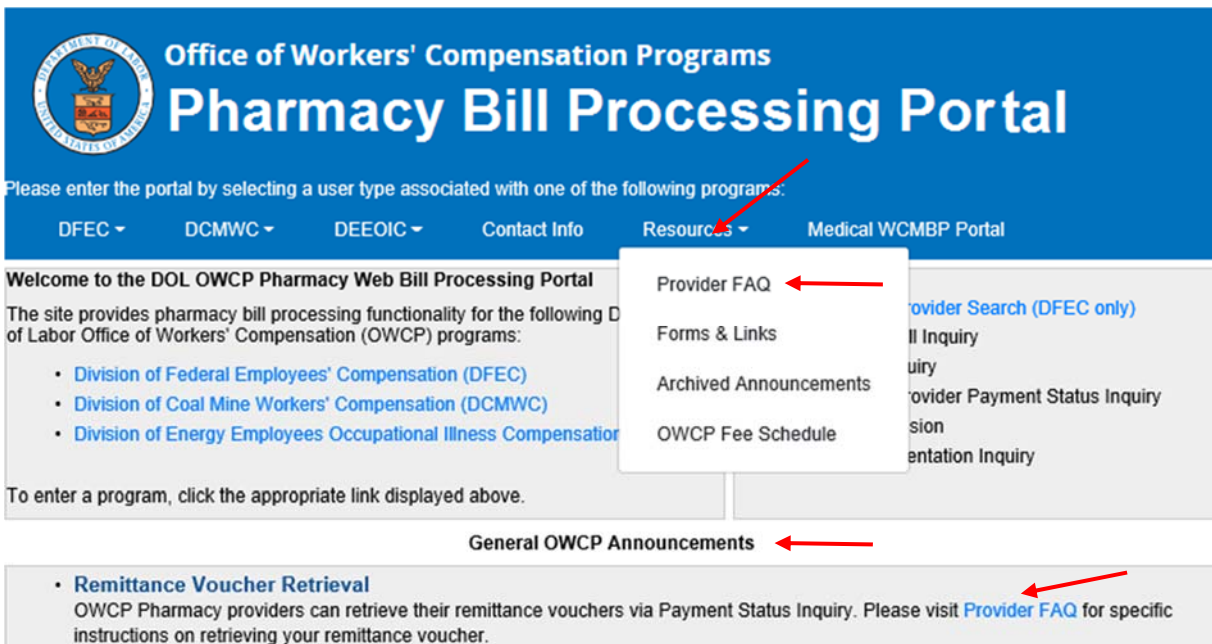
- [Division of Federal Employees' Compensation \(DFEC\)](#)
- [Division of Coal Mine Workers' Compensation \(DCMWC\)](#)
- [Division of Energy Employees Occupational Illness Compensation \(DEEOIC\)](#)

To enter a program, click the appropriate link displayed above.

Available Features

- [Pharmacy Provider Search \(DFEC only\)](#)
- Pharmacy Bill Inquiry
- Eligibility Inquiry
- Pharmacy Provider Payment Status Inquiry
- LMN Submission
- LMN Documentation Inquiry

Step 2: If the Provider requires the steps for retrieving Remittance Vouchers, please follow these instructions: Click on Resources and choose Provider FAQ; Provider FAQ also is located under General OWCP Announcements under Remittance Voucher Retrieval.



This screenshot is similar to the first one but includes red arrows pointing to specific navigation elements. An arrow points to the "Resources" link in the navigation bar. Another arrow points to "Provider FAQ" in a dropdown menu that appears over the "Resources" link. A third arrow points to "General OWCP Announcements" in the main content area. A fourth arrow points to "Remittance Voucher Retrieval" in a list of announcements.

Welcome to the DOL OWCP Pharmacy Web Bill Processing Portal

The site provides pharmacy bill processing functionality for the following Department of Labor Office of Workers' Compensation (OWCP) programs:

- [Division of Federal Employees' Compensation \(DFEC\)](#)
- [Division of Coal Mine Workers' Compensation \(DCMWC\)](#)
- [Division of Energy Employees Occupational Illness Compensation \(DEEOIC\)](#)

To enter a program, click the appropriate link displayed above.

General OWCP Announcements

- **Remittance Voucher Retrieval**
OWCP Pharmacy providers can retrieve their remittance vouchers via Payment Status Inquiry. Please visit [Provider FAQ](#) for specific instructions on retrieving your remittance voucher.

Step 3: Choose the desired program (DFEC, DEEOIC or DCMWC), and then click on Provider in the drop-down list that opens.

Office of Workers' Compensation Programs
Pharmacy Bill Processing Portal

Please enter the portal by selecting a user type associated with one of the following programs:

DFEC ▾ DCMWC ▾ DEEOIC ▾ Contact Info Resources ▾ Medical WCMBP Portal

Welcome to the DOL OWCP Pharmacy Bill Processing Portal
The site provides pharmacy bill processing information for the following Department of Labor Office of Workers' Compensation Programs:

- [Division of Federal Employees' Compensation \(DFEC\)](#)
- [Division of Coal Mine Workers' Compensation \(DCMWC\)](#)
- [Division of Energy Employees Occupational Illness Compensation \(DEEOIC\)](#)

To enter a program, click the appropriate link displayed above.

Available Features

- [Pharmacy Provider Search \(DFEC only\)](#)
- [Pharmacy Bill Inquiry](#)
- [Eligibility Inquiry](#)
- [Pharmacy Provider Payment Status Inquiry](#)
- [LMN Submission](#)
- [LMN Documentation Inquiry](#)

Step 4: On the Agreement page, if the Provider is currently registered to access the Pharmacy Web Portal they can click Accept; if they are not, they will need to choose Web Registration on the left to register for access.

Office of Workers' Compensation Programs
Pharmacy Bill Processing Portal

[Home](#) [Contact Info](#) [Portal FAQ](#) [Forms & Links](#) [Archived Announcements](#) [OWCP Fee Schedule](#) [Medical WCMBP Portal](#)

Log In

Enrollment

- [Provider Status Inquiry](#)
- [Web Registration](#)

Agreement

This site houses United States Department of Labor sensitive information that may be accessed and used only for official Government business by authorized personnel. Unauthorized access or use of this site may subject violators to criminal, civil and/or administrative action. All information on this site may be intercepted, recorded, read, copied, and disclosed by and to authorized personnel for official purposes, including criminal investigations. Access or use of this computer system by any person whether authorized or unauthorized constitutes consent to these terms.

[Accept](#) [Decline](#)

Step 5: The Provider will now need to log in with their username and password. Click submit.

The screenshot shows the 'Office of Workers' Compensation Programs Pharmacy Bill Processing Portal' login interface. The header includes the state seal and navigation links: Home, Contact Info, Portal FAQ, Forms & Links, Archived Announcements, OWCP Fee Schedule, and Medical WCMBP Portal. The left sidebar contains 'Log In', 'Enrollment' (with links for Provider Status Inquiry and Web Registration), and 'Inquiries'. The main content area is titled 'Log In' and contains a welcome message, a login form with fields for User ID and Password, and a 'Forgot your password?' section with instructions for password resets and a link to the Web Portal Administrator. A note at the bottom states '* denotes required fields'.

Step 6: Click on Payment Status in the left navigation menu, under Inquiries.

The screenshot shows the 'Office of Workers' Compensation Programs Pharmacy Bill Processing Portal' provider information page. The header is identical to the previous screenshot. The left sidebar now highlights 'Inquiries' with a link for 'Payment Status'. The main content area is titled 'Provider Information' and features a search form with fields for Program, Org. Name, and Provider, and a 'Go' button. Below the search form, there are two sections: 'For Pharmacy providers, the following features are available.' with a bulleted list of 'Claimant Eligibility Inquiry', 'Bill Status Inquiry', and 'Payment Status Inquiry'; and 'For other providers, the following features are available.' with a bulleted list of 'LMN Form Submission (DFEC only)' and 'LMN Documentation Inquiry (DFEC only)'.

Step 7: On the Payment Status Inquiry page, enter the payment date range in the INQUIRE ON RV DATE section. (Or, if known, enter the RV Number in the INQUIRE ON RV NUMBER section.) Click Submit.

Office of Workers' Compensation Programs
Pharmacy Bill Processing Portal

Home | Contact Info | Portal FAQ | Forms & Links | Archived Announcements | OWCP Fee Schedule | Medical WCMBP Portal | Logout

Choose A Program
Program: [REDACTED] Org. Name: [REDACTED] Provider ID: [REDACTED]
[REDACTED]

Payment Status Inquiry

Please enter either a RV Date or RV Number and click 'Submit.'

INQUIRE ON RV DATE

* RV Date From: / / - * RV Date To: / /

OR

INQUIRE ON RV NUMBER

* RV Number:

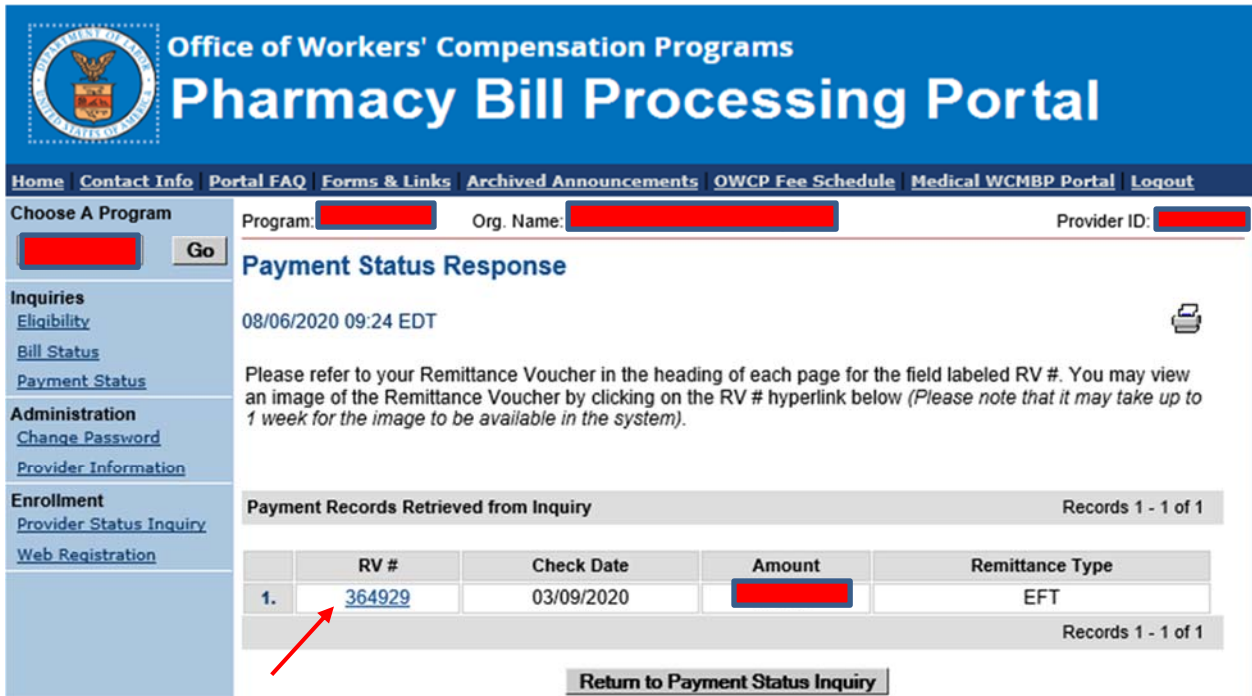
* denotes required fields

Inquiries
[Eligibility](#)
[Bill Status](#)
[Payment Status](#)

Administration
[Change Password](#)
[Provider Information](#)

Enrollment
[Provider Status Inquiry](#)
[Web Registration](#)

Step 8: On the Payment Status Response page, any RV's for the date range entered on the Payment Status Inquiry page will be shown. The Provider can then click the Hyperlink for under the RV # section to access the Remittance voucher.




Office of Workers' Compensation Programs
Pharmacy Bill Processing Portal

Home | Contact Info | Portal FAQ | Forms & Links | Archived Announcements | OWCP Fee Schedule | Medical WCMBP Portal | Logout

Choose A Program

Program: Org. Name: Provider ID:

Payment Status Response

08/06/2020 09:24 EDT 


Please refer to your Remittance Voucher in the heading of each page for the field labeled RV #. You may view an image of the Remittance Voucher by clicking on the RV # hyperlink below (Please note that it may take up to 1 week for the image to be available in the system).

Payment Records Retrieved from Inquiry Records 1 - 1 of 1

	RV #	Check Date	Amount	Remittance Type
1.	364929	03/09/2020	<input type="text"/>	EFT

Records 1 - 1 of 1

Step 9: When the Hyperlink is clicked, it will take the Provider to the Remittance Voucher in Conduent's image repository (CWAS). The provider can then click on the Document Control Number (DCN) to access the Remittance Voucher where they can print or download the remittance voucher.



DOL UAT Logout

Messages (0)

Search Results (1) 1:1 on

DCN	Document Type	Business Unit	Current Queue	Date of Report	Provider ID	Application Type	Claimant ID	Claimant First Name	Claimant Last Name	Document Type	TCN	Service Date	Receive Date	RTP Indicator	RTP Reason
202003210001151	DOL BPS	<input type="text"/>	DOL Repository	03/09/2020	<input type="text"/>	REMITTANCE				C000-R001					

(P) EOIC/DOL BPS [in the DOL Repository Queue]

1 / 4

1
DOCS008-8001

----- NEWSLETTER UPDATE -----

FORUM TO 31 CFR (CODE OF FEDERAL REGULATIONS) PART 208, AN AMENDMENT TO THE DEBT COLLECTION IMPROVEMENT ACT OF 1996. PAYMENTS MADE BY FEDERAL GOVERNMENT MUST BE SENT VIA ELECTRONIC FUND TRANSFER (EFT). EFT PAYMENTS ARE MANDATORY.

AS A RESULT OF THIS AMENDMENT, EFFECTIVE DECEMBER 1, 2014, ALL CURRENT AND NEW PROVIDERS SUBMITTING BILLS FOR PAYMENT IN ANY OF THE U.S. DEPARTMENT OF LABOR, OFFICE OF WORKER'S COMPENSATION PROGRAMS (OWCP) THAT INCLUDES DIVISIONS OF FEDERAL EMPLOYEES' COMPENSATION (DFEC), DIVISION OF ENERGY EMPLOYEES' OCCUPATIONAL ILIADNESS COMPENSATION (DEOIC) AND THE DIVISION OF COAL MINE WORKERS' COMPENSATION (DMWC) MUST ENROLL FOR EFT PAID TO DECEMBER 1, 2014.

ANY PROVIDER THAT HAS NOT ENROLLED WILL EXPERIENCE AN INTERRUPTION IN PAYMENT REMITTANCE UNTIL THE EFT PROCESS IS SUCCESSFULLY COMPLETED. YOU ARE ENCOURAGED TO ACT PROMPTLY. IN ADDITION, EFT ENROLLMENT WILL EXPEDITE YOUR BILL PAYMENT PROCESS.

1

IF YOU ARE SUBMITTING BILLS FOR MULTIPLE OWCP PROGRAMS AND/OR HAVE MULTIPLE PROVIDER IDENTIFICATION NUMBERS, YOU WILL NEED TO COMPLETE AND SUBMIT A SEPARATE AUTOMATED CLEARINGHOUSE (ACH) VENDOR PAYMENT SYSTEM APPLICATION FOR EACH. A COPY OF ACH APPLICATION IS AVAILABLE AT [HTTP://DMWC.DOL.ACS-INC.COM/PORTAL/FORMANCLINKS.DO](http://dmwc.dol.acs-inc.com/portal/formanclinks.do). YOU MAY FAX OR MAIL THE COMPLETED ACH APPLICATION AND VOIDED CHECK TO:
KERR SERVICES ENROLLMENT DEPARTMENT

Images (4) Attachments (1)

Copyright 2017 Conduent Inc. All rights reserved

Step 11: The Provider can also download the information and print it. At the bottom of the page, click on Attachments; once on the next screen, click the link under Filename and you will be taken to the document in the Adobe Acrobat Reader. From here, click File at the top left. To save the document click on Save As and save the document under the specified name of your choosing. To print click on File and choose the Print option.

1
DOLC8000-R001

----- NEWSLETTER UPDATE -----

PURSUANT TO 31 CFR (CODE OF FEDERAL REGULATIONS) PART 208, AN AMENDMENT TO THE DEBT COLLECTION IMPROVEMENT ACT OF 1996, PAYMENTS MADE BY FEDERAL GOVERNMENT MUST BE SENT VIA ELECTRONIC FUND TRANSFER (EFT). EFT PAYMENTS ARE MANDATORY.

AS A RESULT OF THIS AMENDMENT, EFFECTIVE DECEMBER 1, 2014, ALL CURRENT AND NEW PROVIDERS SUBMITTING BILLS FOR PAYMENT IN ANY OF THE U.S. DEPARTMENT OF LABOR, OFFICE OF WORKER'S COMPENSATION PROGRAMS (OWCP) THAT INCLUDES DIVISIONS OF FEDERAL EMPLOYEES' COMPENSATION (DFEC), DIVISION OF ENERGY EMPLOYEES' OCCUPATIONAL ILLNESS COMPENSATION (DEEOIC) AND THE DIVISION OF COAL MINE WORKERS' COMPENSATION (DMWC) MUST ENROLL FOR EFT PAID TO DECEMBER 1, 2014.

ANY PROVIDER THAT HAS NOT ENROLLED WILL EXPERIENCE AN INTERRUPTION IN PAYMENT REMITTANCE UNTIL THE EFT PROCESS IS SUCCESSFULLY COMPLETED. YOU ARE ENCOURAGED TO ACT PROMPTLY. IN ADDITION, EFT ENROLLMENT WILL EXPEDITE YOUR BILL PAYMENT PROCESS.

1

IF YOU ARE SUBMITTING BILLS FOR MULTIPLE OWCP PROGRAMS AND/OR HAVE MULTIPLE PROVIDER IDENTIFICATION NUMBERS, YOU WILL NEED TO COMPLETE AND SUBMIT A SEPARATE AUTOMATED CLEARINGHOUSE (ACH) VENDOR PAYMENT SYSTEM REGISTRATION FOR EACH. A COPY OF ACH APPLICATION IS AVAILABLE AT [HTTP://DMWC.DOL.ACS-INC.COM/PORTAL/FORMANCLINKS.DO](http://dmwc.dol.acs-inc.com/portal/formanclinks.do). YOU MAY FAX OR MAIL THE COMPLETED ACH APPLICATION AND VOIDED CHECK TO:
KERRX SERVICES ENROLLMENT DEPARTMENT

Images (4) Attachments (1)

Copyright 2017 Conduent Inc. All rights reserved

Filename	Attachment
154677000012020030901E.pdf	Pdf

File Edit View Window Help

Home Tools 154677000012020... x

1 / 4 78.4%

1
DOLC8000-R001
154677000 #R01

